

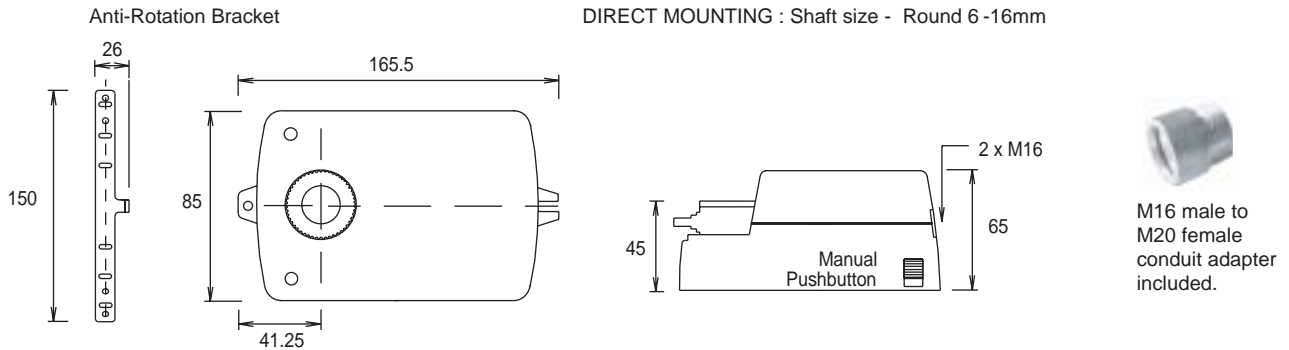
**DAMPER / VALVE MOTORS**  
**4Nm 2 & 3 POINT**

EK4..

<p>These small motors can be fitted directly onto air damper shafts as used in HVAC systems. They are also suitable for use on control valves. The rotary action can be used to open &amp; close dampers, valves etc.</p>		<p>The motor stops automatically when the end positions are reached.                  Up to 5 motors can be wired in parallel.                  Max. ambient -20/+50°C                  Max angle of rotation 90°                  Adj. angle of rotation limiter 0-30° &amp; 90-60°                  Reversible position indication 0-10, 10-0                  Noise level 40dB Manual Override                  Supply : 24VAC±15% 230VAC±10%                  Enclosure Flammability = UL94-V0</p>
---	---	--

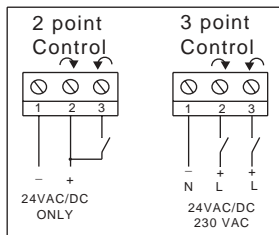
Type	Supply 50/60Hz	Operation	Aux Switch 230VAC SPDT	Run Time Approx	Torque	Damper Area Approx	Consumption VA	Enclosure
<b>EK4-24</b>	24VAC/DC	2 & 3 Point	--	35s	4Nm	1m <sup>2</sup>	4.1	IP42
<b>EK4-24S</b>	24VAC/DC	2 & 3 Point	2 x 3(1.5)A	35s	4Nm	1m <sup>2</sup>	4.1	IP42
<b>EK4-230</b>	230VAC	3 Point ONLY	--	35s	4Nm	1m <sup>2</sup>	5	IP42
<b>EK4-230S</b>	230VAC	3 Point ONLY	2 x 3(1.5)A	35s	4Nm	1m <sup>2</sup>	5	IP42

**DIMENSIONS:**



**WIRING:**

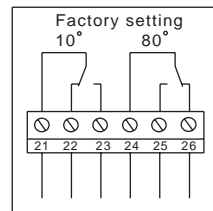
**24VAC/DC - 2 & 3 Point Control**  
**230VAC - 3 Point Control ONLY**



**2 POINT CONTROL**  
 Clockwise 1 Neutral 2 Live  
 Anti-clockwise 1 Neutral 2 + 3 Live

**FLOATING / 3 POINT CONTROL**  
 Clockwise 1 Neutral 2 Live 3 open  
 Anti-clockwise 1 Neutral 2 open 3 Live

**Auxiliary Switches**

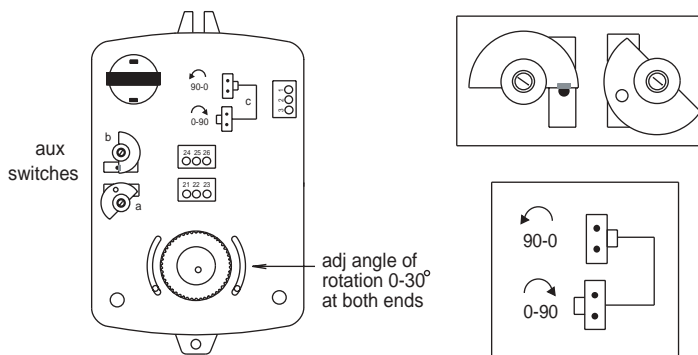


**Example:**  
 Motor anti-clockwise  
 21-22 closed at 10° and below.  
 Motor clockwise  
 24-25 closed at 80° and above.

NO BACK VOLTAGE FROM SUPPLY TERMINALS.

MOTOR STARTS AUTOMATICALLY AFTER MANUAL ADJUSTMENT.

**SETTING:**



**2 x Auxiliary switches Adjustable 0-90°**

Manually set the motor to the required switching point & rotate the cam wheel just over the microswitch button. Set the second switching point by repeating this using the second cam wheel.

**Direction of Rotation**

The direction of rotation is changed by reversing the plug.

**CAUTION:** Some of these products may be connected to 230VAC supply. Some of these products may be connected to 24VAC supply. Isolate device from electrical supply before removing cover. Always ensure the device operates correctly. If failure of the device can cause damage a safety backup control should be fitted. All data is for guidance purposes only, subject to change without prior notice and not guaranteed to be absolutely correct unless confirmed by us in writing.

The device should be checked by a qualified technician before applying any voltage. Observe all relevant safety precautions, wiring/earthing regulations & electrical ratings. Observe design limits of temperatures and torque ratings.

