

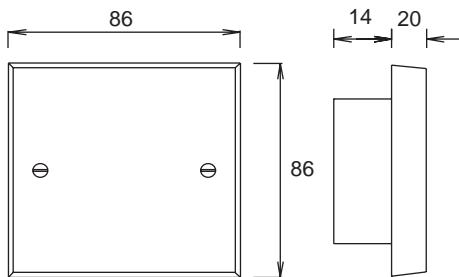
MICROWAVE OCCUPANCY DETECTORS

MWS1

<p>These units are used for lighting, heating or ventilation control. The MWS1 has an in-built microwave emitter that can detect small movements over large distances. The unit will switch on when movement is detected. The time delay prevents nuisance switching.</p>		<p>Time Delay : When movement is detected the unit will switch on. If no movement is detected within the time delay period, the unit will switch off. The timing is reset if movement is detected.</p> <p>Terminals 0.5-2.5mm² Enclosure Flammability = UL94-V0</p>
---	---	---

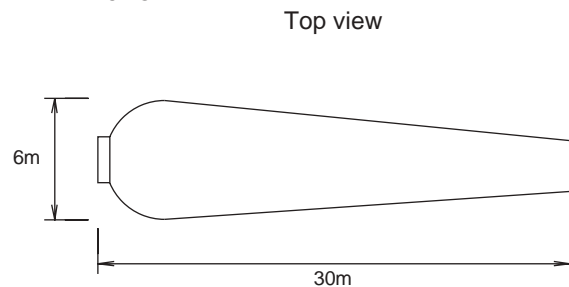
Type	Mounting	Contact	Switch Rating 230VAC ±10%	Movement Time Delay	Enclosure
MWS1	Flush	Switched live Neutral required	10A Incandescent 3A Compact Fluorescent 6A Fluorescent 10A Resistive loads	15s - 30 mins	IP40
OPTIONAL		L24 = 24VAC supply			

DIMENSIONS:



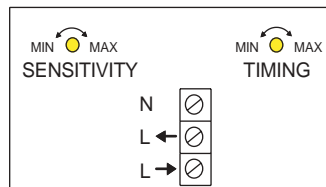
Suitable for 1 gang BS box.

DETECTION FIELD:



Measurements taken on maximum sensitivity

WIRING:



On movement L → to L ← close
No movement L → to L ← open (after time delay)

INSTALLATION:

The unit fits a BS square outlet box and protrudes 20mm from the wall. Several sensors can be connected in parallel to the same load to cover a larger area. Site the unit as far as possible from solid objects, especially metal.

DO NOT MOUNT IN DIRECT SUNLIGHT OR NEAR HEAT SOURCES.

SETUP:

Switch off the mains supply to the unit.
Set the timing pot to minimum
Set the sensitivity pot to mid way
Connect the unit as per the wiring diagram
Apply power - the load should come on.
Wait for the unit to time out by leaving the area.
Check if the sensitivity is acceptable and adjust accordingly.
Try to use the minimum sensitivity required for the application.
Remove power from the unit.
Set the timing pot to the desired delay (15 secs - 30 mins)
Re-apply the power

NOTES:

The microwaves emitted by this unit are extremely low power.
At a distance of >50mm the power density is <6% of the ANSI IEEE C95.1 -1991 recommended microwave power density.
At a distance of 5mm from the unit it is <84% of the recommended power density.
This unit is highly sensitive and reacts to any movement. If false triggering is noticed, reduce the sensitivity.

CAUTION:

These products may be connected to 230VAC supply. Isolate device from electrical supply before removing cover. Always ensure the device operates correctly. If failure of the device can cause damage a safety backup control should be fitted. All data is for guidance purposes only, subject to change without prior notice and not guaranteed to be absolutely correct unless confirmed by us in writing.

Device should be checked by a qualified technician before applying any voltage. Observe all relevant safety precautions, wiring/earthing regulations and electrical ratings.

